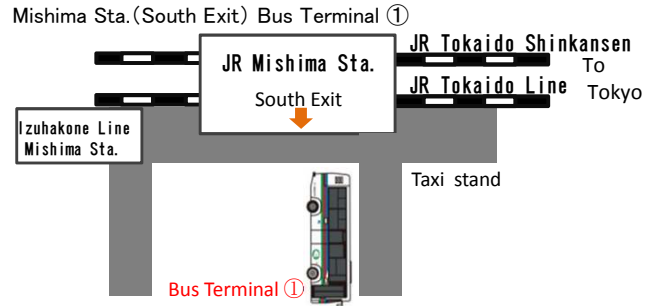
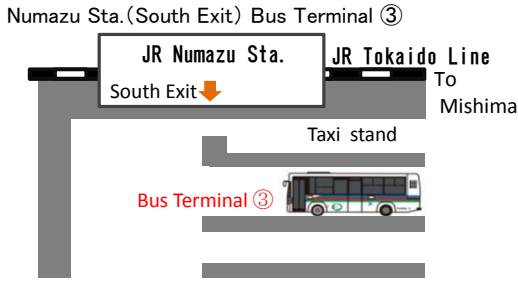


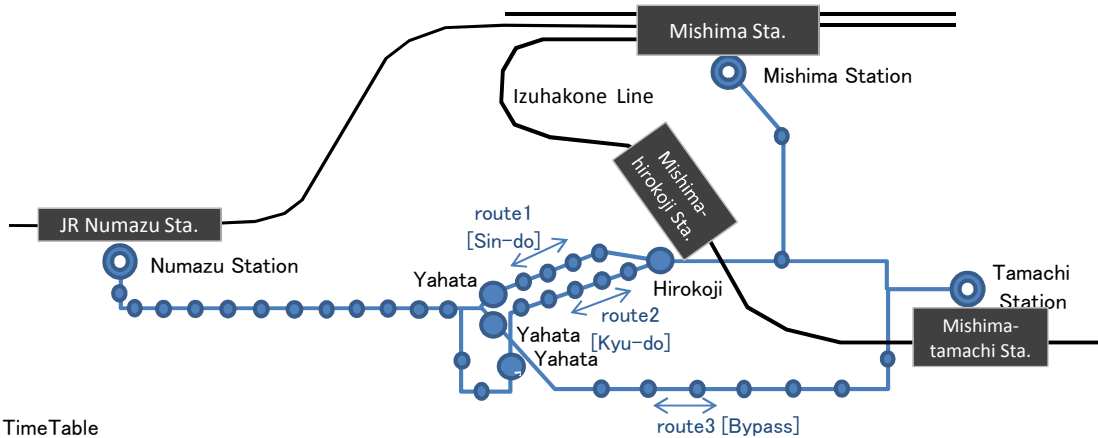
[Izuhakone Bus] Numazu-Mishima Shinkyu-do & Bypass Line

Bound for Yahata, Mishima-hirokoji Sta., Mishima-tamachi Sta., Mishima Sta. from Numazu Sta.

◆Bus Terminal Information



◆Route Map



◆Fare, TimeTable

"K" "S" "B" mark is meaning operation route. "K": via [Kyu-do] / "S": via [Sin-do] / "B": via [Bypass].
 ▲ mark is operating on weekdays (from Monday to Friday).
 ※ mark is operating on weekdays (from Monday to Saturday).
 → mark is not stop or pass.

Numazu Station	Yahata	Hirokoji	Tamachi Station	Mishima Station
departure/fare	¥310	¥380	¥390	¥390
7:00 K →	7:14 K →	7:19 K →	→→ K →	7:28 K
7:10 S※ →	7:22 S※ →	7:28 S※ →	7:38 S※ →	
7:40 K →	7:54 K →	7:59 K →	→→ K →	8:08 K
8:10 S →	8:22 S →	8:28 S →	→→ S →	8:38 S
8:40 K →	8:54 K →	8:59 K →	9:08 K →	
8:45 S →	8:57 S →	9:03 S →	→→ S →	9:13 S
9:15 B▲ →	9:26 B▲ →	→→ B▲ →	9:33 B▲ →	
9:20 K →	9:34 K →	9:39 K →	9:48 K →	
9:40 K →	9:54 K →	9:59 K →	→→ K →	10:08 K
10:30 K →	10:44 K →	10:49 K →	10:58 K →	
11:30 K →	11:44 K →	11:49 K →	→→ K →	11:58 K
12:20 S →	12:32 S →	12:38 S →	12:48 S →	
12:30 K →	12:44 K →	12:49 K →	→→ K →	12:58 K
13:30 K →	13:44 K →	13:49 K →	13:58 K →	
14:30 K →	14:44 K →	14:49 K →	→→ K →	14:58 K
15:30 K →	15:44 K →	15:49 K →	15:58 K →	
16:15 K →	16:29 K →	16:34 K →	16:43 K →	
16:20 S →	16:32 S →	16:38 S →	16:48 S →	
16:45 K →	16:59 K →	17:04 K →	→→ K →	17:13 K
17:00 K →	17:14 K →	17:19 K →	17:28 K →	
17:30 K →	17:44 K →	17:49 K →	→→ K →	17:58 K
18:15 K →	18:29 K →	18:34 K →	18:43 K →	
18:20 S →	18:32 S →	18:38 S →	→→ S →	18:48 S
18:50 K →	19:04 K →	19:09 K →	→→ K →	19:18 K
19:10 K →	19:24 K →	19:29 K →	19:38 K →	
19:50 K →	20:04 K →	20:09 K →	→→ K →	20:18 K
20:30 K →	20:44 K →	20:49 K →	20:58 K →	
21:10 K※ →	21:24 K※ →	21:29 K※ →	21:38 K※ →	
Numazu Station	Yahata	Hirokoji	Tamachi Station	Mishima Station

Mishima Station	Tamachi Station	Hirokoji	Yahata	Numazu Station
departure/fare	-	¥170	¥250	¥390
6:50 K →	→→ K →	6:56 K →	7:01 K →	7:18 K
7:20 K →	→→ K →	7:26 K →	7:31 K →	7:48 K
	7:47 S →	7:51 S →	7:57 S →	8:15 S
7:50 K →	→→ K →	7:56 K →	8:01 K →	8:18 K
8:50 K →	→→ K →	8:56 K →	9:01 K →	9:18 K
	9:22 S →	9:26 S →	9:32 S →	9:50 S
9:30 K →	→→ K →	9:36 K →	9:41 K →	9:58 K
10:20 K →	→→ K →	10:26 K →	10:31 K →	10:48 K
	11:22 K →	11:26 K →	11:31 K →	11:50 K
12:20 K →	→→ K →	12:26 K →	12:31 K →	12:48 K
	13:02 S →	13:06 S →	13:12 S →	13:30 S
13:20 K →	→→ K →	13:26 K →	13:31 K →	13:48 K
14:20 K →	→→ K →	14:26 K →	14:31 K →	14:48 K
15:20 K →	→→ K →	15:26 K →	15:31 K →	15:48 K
	16:22 S →	16:26 S →	16:32 S →	16:50 S
	16:52 K →	16:56 K →	17:01 K →	17:20 K
17:30 K →	→→ K →	17:36 K →	17:41 K →	17:58 K
	18:07 S →	18:11 S →	18:17 S →	18:35 S
18:10 K →	→→ K →	18:16 K →	18:21 K →	18:38 K
	18:52 K →	18:56 K →	19:01 K →	19:20 K
19:00 S →	→→ S →	19:06 S →	19:12 S →	19:28 S
19:30 K →	→→ K →	19:36 K →	19:41 K →	19:58 K
	20:13 K →	20:16 K →	20:21 K →	20:41 K
20:50 K →	→→ K →	20:56 K →	21:01 K →	21:18 K
Mishima Station	Tamachi Station	Hirokoji	Yahata	Numazu Station

◆Notice

- * In the case of cash payment is deferred payment.
- * Be aware buses might be delayed due to traffic conditions.

* "Izuhakone Line 1day Pass(Rail & Bus)" is very convenient and reasonable. (Adult ¥1,000/Child ¥500)
<http://www.izuhakone.co.jp/railway/12822/index.html>

For Izuhakone Line and Izuhakone Bus only. Show your ticket to the bus driver when you get off the bus.

